

HONEYWELL FORGE PERFORMANCE+ FOR DISTRIBUTION CENTERS

Enable intelligent operations for your business



Distribution and fulfillment centers are running harder with shorter maintenance windows, leading to three key challenges:

- How to reduce unplanned downtime
- How to mitigate increasing labor costs
- How to reliably hit customer service levels

Performance+ helps you optimize and gain control of your business by connecting workers, assets and processes to increase productivity.

- Manage your operations more efficiently with one integrated solution
- Identify problems before they exist with predictive maintenance
- Optimize your system for increased customer demand

TRANSFORMATIONAL RESULTS AT A CUSTOMER DISTRIBUTION CENTER OVER A 12-MONTH PERIOD*

39 identified and resolved incidents

65 hours of unplanned downtime avoided

\$650K estimated savings from reduced idle labor

\$19.5M throughput gained

*Data based on actual customer observations and industry standard cost of \$10K per hour of downtime; Throughput Calculation based on 65 Hrs of Unplanned Downtime Avoided with 6k cartons/hr @ \$50 per carton

HONEYWELL FORGE

PERFORMANCE+ IN ACTION

Resolve issues in minutes rather than days

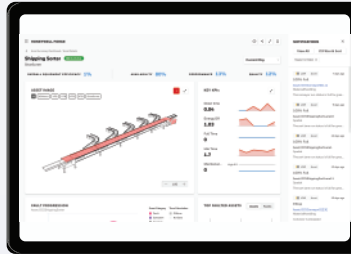
CHALLENGES

No real-time asset health understanding, so asset problems are reactively addressed.

No way to prioritize the many scheduled maintenance tasks.

Reactive maintenance leads to unplanned downtime, wasted time and excess parts inventory.

OPTIMIZE Asset Performance



BENEFITS OF PERFORMANCE+

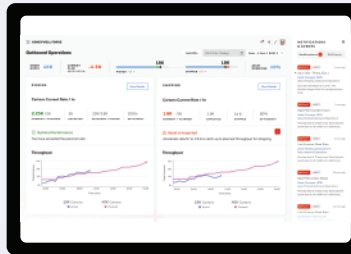
Improved visibility into asset health and OEE.

Reduction in maintenance cost by 25-30%.*

Elimination of equipment breakdowns by 70-75%*

Reduction in downtime by 35-45%.*

MANAGE Site Operations



No live visibility or notifications on site performance or individual functional areas.

Siloed data sources and lack of an operational source of truth.

Complicated tools required to view historical trends on operational KPIs.

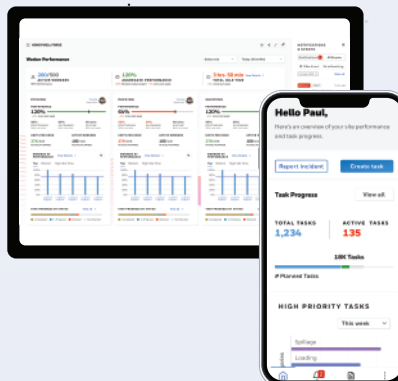
Real-time visibility into the performance of the overall distribution center broken up by functional areas.

Live multi-channel threshold-based notifications with actionable recommendations.

KPI comparison and benchmarking tools across all operational KPIs with historical data.

Planning and logbook module to accurately track DC labor, inventory and order plan.

ENHANCE Workforce Intelligence**



No real-time visibility into worker bottlenecks by area.

Limited tools to react to unplanned events and reallocate workers.

Constantly facing workforce churn and attrition from skilled and unskilled workers.

View worker productivity by location across functional areas.

Utilize simple tools and recommendations to reallocate workers, assign tasks and react to unplanned events.

Measure the impact of changes to make long-lasting improvements

This document is a non-binding, confidential document that contains valuable proprietary and confidential information of Honeywell and must not be disclosed to any third party without our written agreement. It does not create any binding obligations on us to develop or sell any product, service or offering. Content provided herein cannot be altered or modified and must remain in the format as originally presented by Honeywell. Any descriptions of future product direction, intended updates or new or improved features or functions are intended for informational purposes only and are not binding commitments on us and the sale, development, release or timing of any such products, updates, features or functions is at our sole discretion.

*Federal Energy Management Program: Operations & Maintenance Best Practices Guide, Release 3.0
www.wbdg.org/ffc/doe/criteria/femp-operations-maintenance-best-practices

**Roadmap planned features, general availability Summer 2023